

STEREOLITH

Rider / Input List / Stage Plot

update 08/2017

For our show we need one local sound-engineer and one light-operator

Please leave any technical questions with me +49 (0)160.55 25 296 / timo@stereolith.band

Drinks: Premium Beer Lager / Bourbon Whiskey / Coke / Energiedrinks / Water

Food: Bunch of wheat buns and veggies at get in / up to 5 times dinner after soundcheck

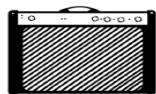
Ch.	Source	Type	insert
1	Kick in	Beta 91	Gate
2	Kick out	Beta 52	Gate
3	Snare top	SM 57	Comp/Gate
4	Snare bottom	E 602	Gate
5	Hi Hat	NT 5	
6	Rack Tom	E 602	Gate
7	Floor Tom	E 602	Gate
8	Overhead R	NT5	
9	Overhead L	NT5	
10	Bass DI	BSS active	Comp
11	Bass Mic	D 112	Comp
12	Guitar R	SM 57	Comp
13	Guitar L	SM 57	Comp
15	Vocal Dan	Beta 58	Comp
16	Main Vocal Timo	Beta 58	Comp
17	Vocal Simon	Beta 58	Comp
18	Vocal Costa	Beta 58	Comp
	FX 1 return	Long Hall	
	FX 2 return	Gate Reverb	
	FX 3 return	Tap Delay mono	

High quality PA-System to deliver a loud clear sound to all areas of the venue. The system must be run in stereo; providing an spl level of 113 db from 40hz to 16khz at mixing console.

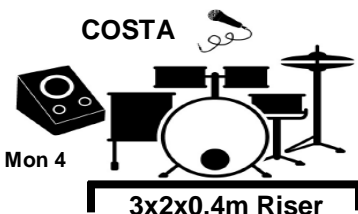
32-8-2 channel mixing desk, Phase reverse, HPF, 4 band channel eq, min 2x midparametric, 8x subgroups, 8x pre/post AUX, main insert 2x 31 band graphic-EQ, 6x gate, 4x stereo compressor, FX : 2x stereo reverb, 1x tab delay

Professional Monitor, please no homemade, 4 ways, min 500w p.wedge, min. of 4x 12"/1" Floorwedge, 1x Drumfill (1x 12"/1" + Bass Extension), Mono Insert 4x 31 Band Graphic-EQ

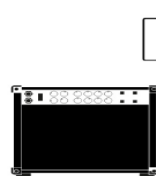
Power 230V/50Hz



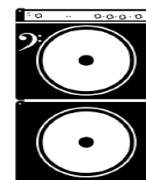
Guitar R



Mon 4



Guitar L




Bass



Mon 1



Mon 2



Mon 3